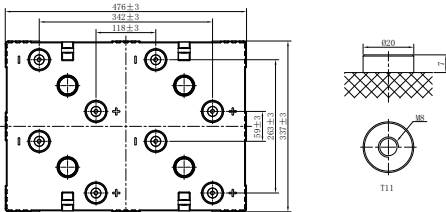
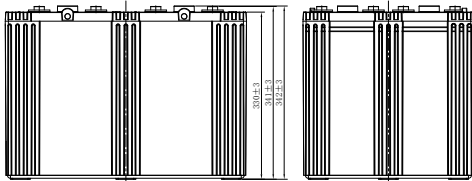


LPL SERIES-LONG LIFE STANDBY

LPL2-2000M (2V2000Ah)



CHARACTERISTICS

Item	Specifications	
Rated Voltage	2V	
Nominal Capacity (25°C)	C ₁₀ , 1.80V/cell	2000Ah
Dimension	Length	476mm (18.7inches)
	Width	337mm (13.3inches)
	Container Height	330mm (13.0inches)
	Total Height	342mm (13.5inches)
Approx Weight	118.7kg (261.7lbs)	
Terminal	T11(M8)	
Container Material	ABS (UL94 HB or V-0 optional)	
Short-circuit current	16000A	
Internal Resistance (25°C)	Approx 0.2 mΩ (Fully charged)	
Operating Temp. Range	Discharge	-15~50°C (5~122°F)
	Charge	-20~40°C (-4~104°F)
	Storage	-15~40°C (5~104°F)
Nominal Operating Temp. Range	25±3°C (77±5°F)	
Max.Charging Current (25°C)	0.3C	
Charge voltage (25°C)	Standby Use	Cycle Use
	2.25-2.30V/cell	2.35-2.40V/cell
Temp. Coefficient	-3mV/cell/°C	-5mV/cell/°C
	40°C (104°F)	103%
Effect of temp. to Capacity	25°C (77°F)	100%
	0°C (32°F)	86%
	≤3% per month at 25°C (77°F). LPL series batteries may be stored up to 6 months at 25°C (77°F) and then a freshening charge is required. For higher temperatures the time interval will be shorter.	
Self Discharge		

DISCHARGE TABLE

Constant Current Discharge (Amperes) at 25°C (77°F)												
F.V/Time	30min	45min	1h	1.5h	2h	3h	4h	5h	6h	8h	10h	20h
1.85V/cell	1260.0	1100.6	963.3	759.6	615.3	468.1	376.5	317.7	275.8	224.2	187.4	100.5
1.80V/cell	1447.1	1230.7	1066.1	831.0	669.5	506.5	405.9	342.2	295.8	240.0	200.0	106.0
1.75V/cell	1514.1	1280.7	1105.5	859.0	690.0	520.0	416.0	350.0	302.0	244.4	203.1	107.4
1.70V/cell	1611.9	1329.3	1146.1	888.0	712.0	535.2	426.5	358.0	308.5	248.7	206.3	108.7
1.67V/cell	1656.5	1359.2	1170.0	904.1	723.9	543.3	432.4	362.4	312.2	251.3	208.1	109.5
1.60V/cell	1687.4	1429.4	1226.9	944.4	754.1	563.3	446.8	373.5	320.9	257.2	212.5	111.5
Constant Power Discharge (Watts/cell) at 25°C (77°F)												
F.V/Time	30min	45min	1h	1.5h	2h	3h	4h	5h	6h	8h	10h	20h
1.85V/cell	2313.9	2134.1	1872.4	1481.0	1202.6	917.8	739.9	625.5	543.8	442.9	370.9	199.8
1.80V/cell	2634.7	2368.8	2058.2	1611.1	1301.8	989.0	794.8	671.7	581.8	473.2	395.2	210.6
1.75V/cell	2732.8	2446.1	2119.2	1655.1	1334.4	1011.0	811.6	684.8	592.3	480.9	400.7	213.1
1.70V/cell	2882.4	2519.0	2181.9	1700.9	1369.8	1035.8	829.1	698.4	603.6	488.4	406.3	215.6
1.67V/cell	2933.1	2562.7	2216.8	1725.0	1387.8	1048.5	838.6	705.5	609.7	492.8	409.4	217.1
1.60V/cell	2961.5	2666.6	2302.8	1787.1	1435.1	1080.7	862.1	724.0	624.2	502.9	417.0	220.8

LPL SERIES-LONG LIFE STANDBY

LPL2-2000M (2V2000Ah)



APPLICATIONS

- Tele-communication central station (wired or cellular)
- Power system communication, military communication, etc.
- Network communication including: data transmission, television signal transmission, etc.
- Uninterruptable Power System (UPS- for Telecom)
- EPS

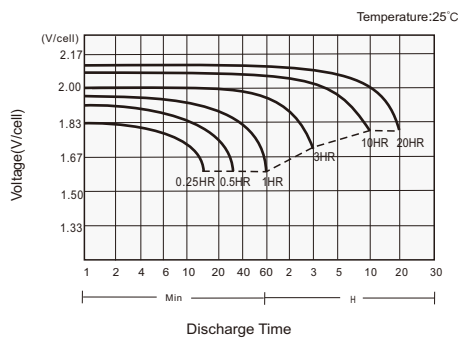
GENERAL FEATURES

- 16 years design life (25°C)
- Lead calcium alloy, sealed design, no watering required
- Puncture resistant micro-porous glass mat separators extend life
- Unique technology optimizes power capacity, cell consistency, and long-term reliability
- Designed for a wide range of applications

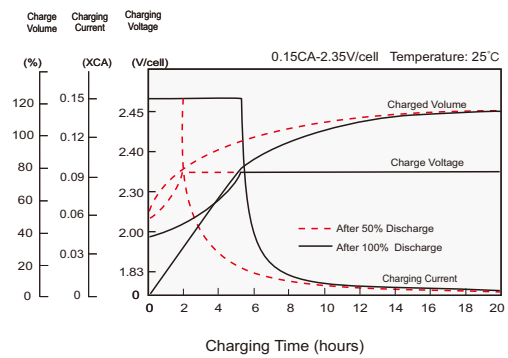
STANDARDS

- Compliance with IEC 60896 standards, EU Battery Directive
- UL, CE Approved
- Manufactured in Leoch@IATF 16949, ISO 45001, ISO 9001 and ISO 14001 certified production facilities

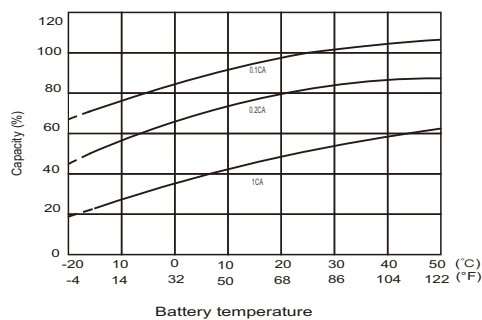
Discharge Characteristics



Charging Characteristics



Effects of Temperature on Capacity



Self Discharge Characteristics

