

Lithium Iron Phosphate (LiFePO₄) Battery

LFELi-24100L (25.6V100Ah)

Features Of LiFePO₄ Battery

Longer Cycle Life: Offers up to 20 times longer cycle life and five times longer float/calendar life than lead acid battery, helping to minimize replacement cost and reduce total cost of ownership.

Lighter Weight: About 40% of the weight of a comparable lead acid battery. A 'drop in' replacement for lead acid batteries.

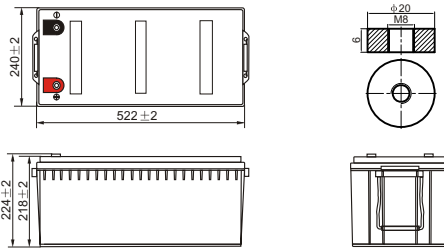
Higher Power: Delivers twice power of lead acid battery, even high discharge rate, while maintaining high energy capacity.

Wider Temperature Range: -20°C~60°C.

Superior Safety: Lithium Iron Phosphate chemistry eliminates the risk of explosion or combustion due to high impact, overcharging or short circuit situation.



Physical Dimension-mm



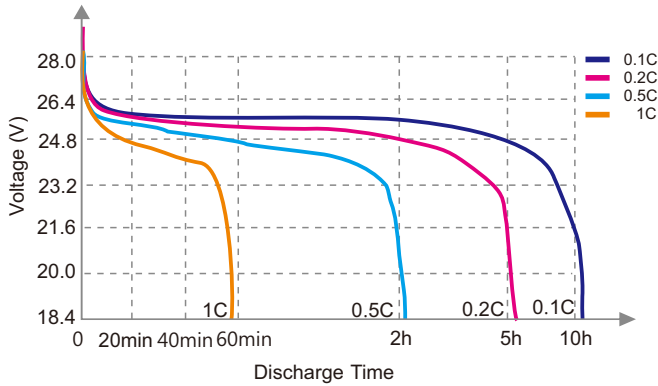
Application

- Electric vehicles, electric mobility
- Solar/wind energy storage system
- Telecommunication
- Medical equipment
- Lighting

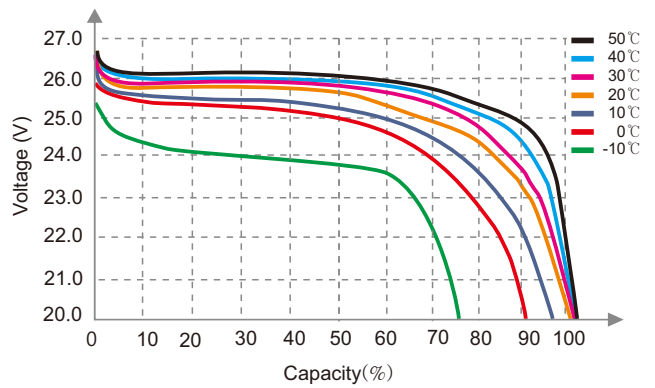
Specification

Electrical Characteristics	Nominal Voltage	25.6V
	Nominal Capacity	100Ah
	Energy	2560Wh
	Internal Resistance(AC)	≤50mΩ
	Cycle Life	>2000 cycles @0.5C 100%DOD
	Months Self Discharge	<3%
	Efficiency of Charge	100% @0.5C
	Efficiency of Discharge	96~99% @1C
Standard Charge	Charge Voltage	29.2±0.2V
	Charge Mode	0.2C to 29.2V, then 29.2V,charge current to 0.02C (CC/CV)
	Charge Current	20A
	Max. Charge Current	50A
	Charge Cut-off Voltage	29.2V±0.2V
Standard Discharge	Continuous Current	100A
	Max. Pulse Current	120A(<3s)
	Discharge Cut-off Voltage	20V
Environmental	Charge Temperature	0 °C to 45 °C (32F to 113F) @60±25% Relative Humidity
	Discharge Temperature	-20 °C to 60 °C (-4F to 140F) @60±25% Relative Humidity
	Storage Temperature	0 °C to 45 °C (32F to 113F) @60±25% Relative Humidity
	IP Class	IP65
Mechanical	Communication function	With Blue tooth
	Plastic Case	ABS
	Dimensions (in./mm.)	522*240*224mm (20.55"*9.45"*8.81")
	Weight (lbs./kg.)	29.6kg (65.257lbs)
	Terminal	M8

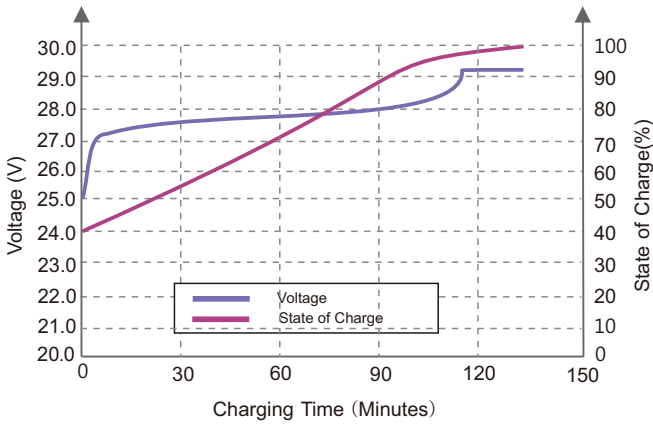
Different Rate Discharge Curve(25°C)



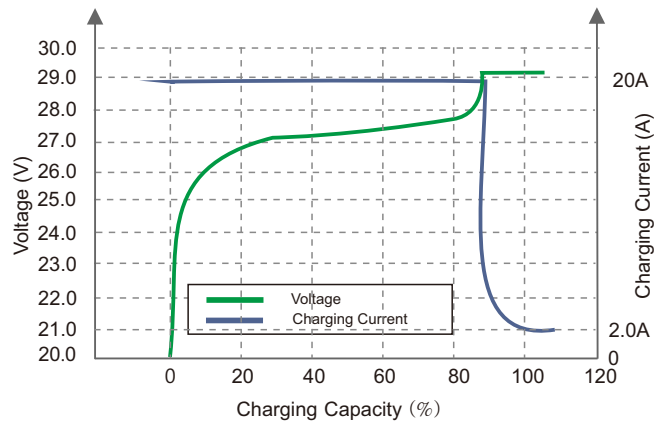
Different Temperature Discharge Curve(0.5C)



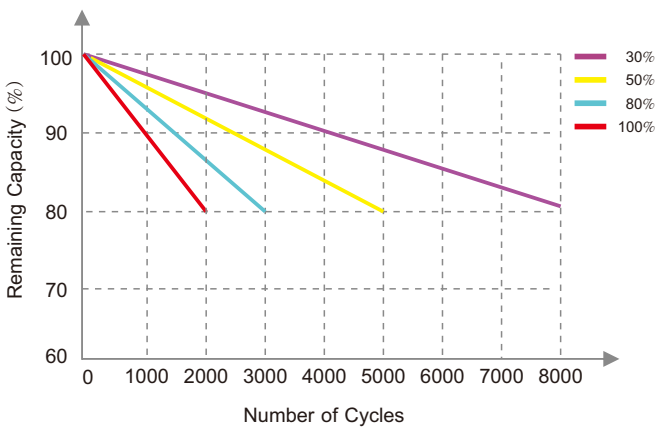
State of Charge Curve(0.2C, 25°C)



Charging Characteristics(0.2C, 25°C)



Different DOD Discharge Cycle Life Curve



Different Temperature Self Discharge Curve

