

Lithium Iron Phosphate (LiFePO₄) Battery

LiFeLi-24100H-A (25.6V 100Ah)

Features Of LiFePO₄ Battery


Longer Cycle Life: Offers up to 20 times longer cycle life and five times longer float/calendar life than lead acid battery, helping to minimize replacement cost and reduce total cost of ownership.

Lighter Weight: About 40% of the weight of a comparable lead acid battery. A 'drop in' replacement for lead acid batteries.

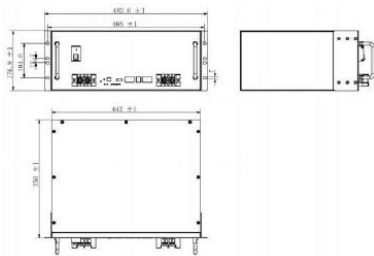
Higher Power: Delivers twice power of lead acid battery, even high discharge rate, while maintaining high energy capacity.

Wider Temperature Range: -20 C~60 C.

Superior Safety: Lithium Iron Phosphate chemistry eliminates the risk of explosion or combustion due to high impact, overcharging or short circuit situation.



Physical Dimension-mm



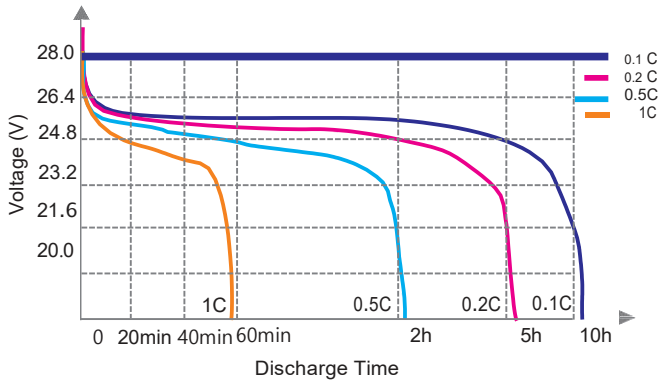
Application

- Electric vehicles, electric mobility
- Solar/wind energy storage system
- Telecommunication
- Medical equipment
- Lighting

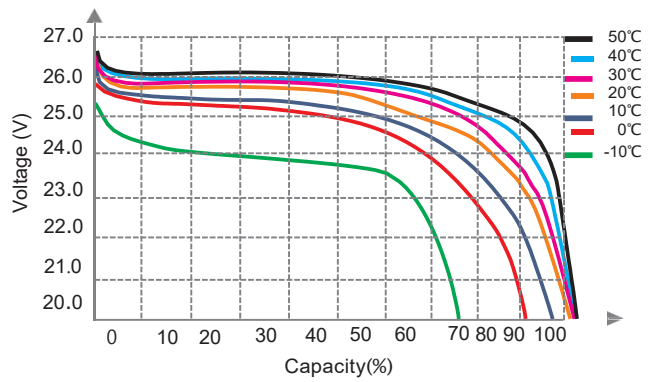
Specification

Electrical Characteristics	Nominal Voltage	25.6V
	Nominal Capacity	100Ah
	Energy	2560Wh
	Internal Resistance(AC)	≤20mΩ
	Cycle Life	> 3000 cycles @0.5C 80%DOD
	Months Self Discharge	<3%
	Efficiency of Charge	100% @0.5C
	Efficiency of discharge	96~99% @1C
Standard Charge	Charge Voltage	29.2±0.2V
	Charge Mode	0.2C to 29.2V, then 29.2V,charge current to 0.02C (CC/CV)
	Charge Current	50A
	Max. Charge Current	100A
	Charge Cut-off Voltage	29.2V±0.2V
Standard Discharge	Rated Discharge Current	50A
	Max. Discharge Current	100A
	Discharge Cut-off Voltage	20V
Environmental	Charge Temperature	0 °C to 55 °C (32F to 131F) @60±25% Relative Humidity
	Discharge Temperature	-20 °C to 60 °C (-4F to 140F) @60±25% Relative Humidity
	Storage Temperature	0 °C to 45 °C (32F to 113F) @60±25% Relative Humidity
	IP Class	IP30
Mechanical	Plastic Case	Metal
	Dimensions (in./mm.)	442(17.40)*350(13.78)*177(6.99)
	Weight (lbs./kg.)	About 25.0kg (55.12lbs)
	Terminal	M6
	Communication	RS232/RS485/CANBUS

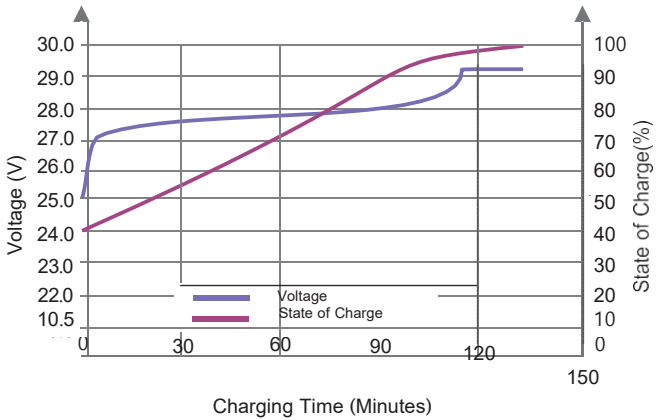
Different Rate Discharge Curve(25°C)



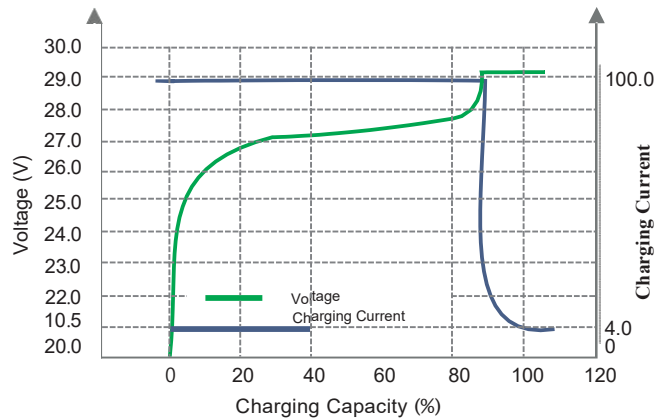
Different Temperature Discharge Curve(0.5C)



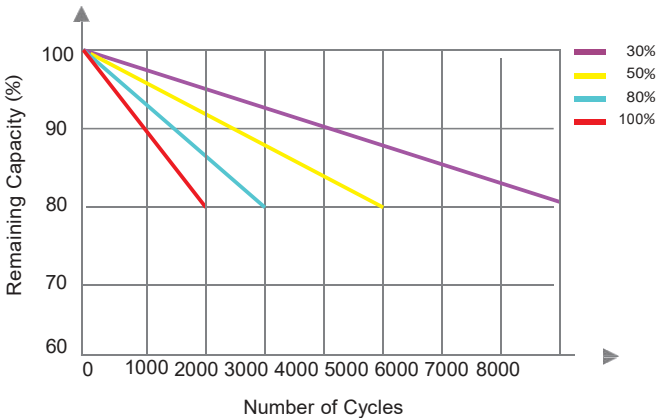
State of Charge Curve(0.5C, 25°C)



Charging Characteristics(0.5C, 25°C)



Different DOD Discharge Cycle Life Curve(0.5C)



Different Temperature Self Discharge Curve

